



# AutoFrontal Online

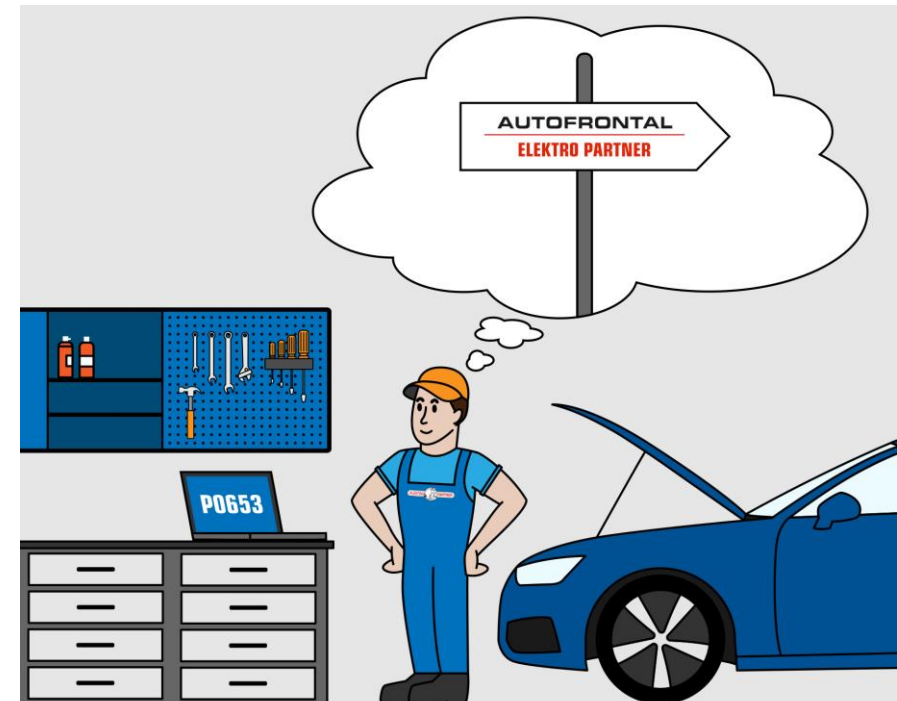
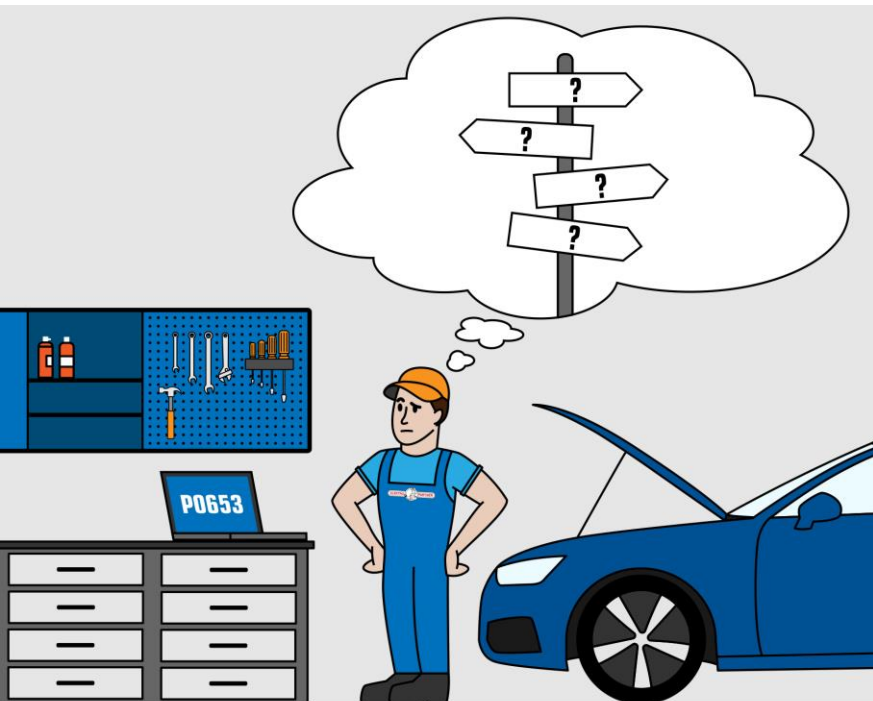
[Autofrontal.com](https://autofrontal.com)

Instructions to the mechanic

**Important!**

To ensure correct display of AutoFrontal, we recommend to use Google Chrome as your internet browser.

If necessary, see our instructions to install shortcut icon to AutoFrontal.



# Contents:

---

*Click on the box to leap to the specific page:*

Identify the car: page 3

Search bulletin via fault code: page 4

Search bulletin via symptom: page 4

Search bulletin via component or system: page 4

Search the meaning of a fault code: page 6

Search bulletins in a specific categori: page 9

Search bulletins via symptom: page 12

Search bulletins via bulletin No.: page 15

See general system descriptions (independent study): page 16

# Enter the reg. No. of the car or identify the car manually



Reg.no. Manual search

LM17T

SEARCH

Models	Car type	Model year	Engine code	Kw (hp) rpm
Audi TT 2,0 S (FV3/FV9) (14-18)	Cars Petrol	2014-2018	CJXG	228 (310) 5800

Chassis number	TRUZZFVXH101
Registration date	29-04-2017
Chassis	COUPE
Maximum speed	155 MPH
Drive axle	ALL - PERMANENT
Transmission type	SEMI AUTO
Engine code	CJXG
Engine capacity	1984 cc
Specific weight	1385 kg.
Total weight	1785 kg.
Trailer weight with brakes	Not defined
Trailer weight without brakes	Not defined
EU environmental class	E6



Application and interpretation is user's responsibility  
Elektro Partner will not be liable for any faults or consequential damages by using AutoFrontal.

# Always start by using the search engine to find the information you search for



Selected car    Toolbox

Search for

Category

Symptom

SEARCH    SHOW ALL

SEARCH BULLETIN NUMBER



Use the search engine to find the information you need  
e.g.  
Fault codes: P2015, P0300, U0101, P2002 etc.  
Symptoms: Noise, cut outs, MIL on etc.  
Systems: Turbo, EGR, AdBlue, transmission etc.

Select one or more criteria in order to start searching. Then press search

Application and interpretation is user's responsibility  
Elektro Partner will not be liable for any faults or consequential damages by using AutoFrontal.

# Search for fault code (for a specific car):

**AUTO FRONTAL**  
**ELEKTROPARTNER**

CAR SELECTION **BULLETINS** FAULT CODES HOTLINE

Selected car: LM17 Audi TT 2,0 S (FV3/FV9) (14-18) (Cars Petrol) 2014-2018

Selected car: p0016

Category:   
Symptom:   
SEARCH SHOW ALL

SEARCH BULLETIN NUMBER

**Critical bulletins** Popularity Open

**ELKTR** Clattering sounds from timing chain after start-up, erratic idle, fault codes P0016/16400, P0341/16725, P0300 stored

**Specific bulletins** Popularity Open

There are no specific bulletins for your search

**General bulletins** Popularity Open

There are no general bulletins for your search

**The search engine found 1 bulletin that matches this engine (specific).**

Application and interpretation is user's responsibility  
Elektro Partner will not be liable for any faults or consequential damages by using AutoFrontal.



# Search for fault code (for all models):

Fault code

p0016

Audi

SEARCH SHOW ALL

If you wish to see the meaning of the fault code for other car models of the same car brand or possibly of other car brands, you can search for this information under the tab called Fault codes.

P0016 is an OBD II code

The fault code is not found in the database as a unique code for the selected car brand!

Do you want to see the general meaning of this fault code within OBD II and other car brands / groupings?

YES, SEARCH IN ALL

# Search for fault code (for all models):




Fault code

Manufacturer

SEARCH SHOW ALL

Direct match	Category	Description	Footnote	Bull.
PSA	P codes	Synchronisation : Incoherence between the information from the engine speed sensor and the camshaft sensor	DV6C	
OBD-II	P codes	Crankshaft Position - Camshaft Position Correlation Bank 1 Sensor A		
Related match	Category	Description	Footnote	Bull.
Mercedes	Engine man.	The position of the intake camshaft (cylinder bank 1) is implausible relative to the position of the crankshaft.		
Volvo	P codes	Crankshaft Ppsition - Camshaft Position Correlation - Bank 1 Sensor A		
Volvo	Original codes	Crankshaft Position - Camshaft Position Correlation - Bank 1 Sensor A		
Jaguar	P codes	Crankshaft Position - Camshaft Position Correlation - Bank 1 Sensor A		
Jaguar	P codes	Crankshaft Position - Camshaft Position Correlation - Bank 1 Sensor A - No sub type informat		
Mercedes	Audio447	Control unit 'N87/2 (Radio (audio))' performed an unexpected reset.		
Volvo	Original codes	Crankshaft Position - Camshaft Position Correlation - Bank 1 Sensor A		
Volvo	Original codes	Crankshaft Position - Camshaft Position Correlation - Bank 1 Sensor A		
Mercedes	Engine man.	The position of the intake camshaft (cylinder bank 1) is implausible relative to the position of the crankshaft. T...		
Volvo	P codes	Crankshaft Position - Camshaft Position Correlation - Bank 1 Sensor A. Signal compare failure		
Volvo	Original codes	Crankshaft/camshaft position correlation. Bank 1 sensor A. Algorithm failure. Signal compare failure		
Mercedes	Engine man.	The position of the intake camshaft (cylinder bank 1) is implausible relative to the position of the crankshaft		
Jaguar	P codes	Crankshaft Position - Camshaft Position Correlation - Bank 1 Sensor A - Wrong mounting position		
Volvo	Original codes	Crankshaft Position - Camshaft Position Correlation - Bank 1 Sensor A. Mechanical Failures. Alignment or		
Jaguar	P codes	Crankshaft Position - Camshaft Position Correlation - Bank 1 Sensor A - Mechanical linkage failure		



**This indicates that there are bulletins for this OBD II fault code. Click here to see bulletins.**

**You will often see that a fault code may have different meanings depending on car brand.**

# Search for fault code (for all models):

**Fault code P0016** Direct match

Manufacturer: OBD-II  
Match type: Direct match P0016  
Category: P codes  
Description: Crankshaft Position - Camshaft Position Correlation Bank 1 Sensor A  
Footnote: No footnote

**Bulletins linked to fault code**

Title	Popularity	Open
Alfa Romeo MIL on, fault code P0016 stored - possibly broken timing chain	•	
Alfa Romeo MIL and possibly ESP indicator on, engine starts but stalls. Af...	••••	
Audi Noise from timing chain, MIL on, reduced engine power, possi...	•••••	
Audi MIL on, engine has starting problems - particularly when hot, i...	•••	
Audi Loud knocking sounds coming from high-pressure pump, hig...	••	
Audi Clattering sounds from timing chain after start-up, erratic idle,...	•••	
Audi MIL on, car takes a long time to start (more than 3 seconds), ...	•	
BMW MIL on, engine has reduced engine power (limp-home mode),...	••	
Citroen Warning regarding timing chain wear/failure, may possibly sto...	•	
Fiat MIL on, fault code P0016 stored - possibly broken timing chain	•	
Fiat MIL and possibly ESP indicator on, engine starts but stalls. Af...	••••	
Fiat Engine will not start, fault code p0016 stored	•	

Application and interpretation is user's responsibility. Elektro Partner will not be liable for any faults or consequential damages by using AutoFrontal.

Here, you can see bulletins linked to the fault code you searched for. This may be a source of inspiration, if you have run out of ideas for further troubleshooting.



# Search via category



Selected car    Toolbox

Search for

Category

Symptom

SEARCH    SHOW ALL

SEARCH BULLETIN NUMBER

Application and interpretation is user's responsibility  
Elektro Partner will not be liable for any faults or consequential damages by using AutoFrontal.

Category

- ADAS
- Aircondition System
- Bodywork / Paint
- Brake System
- Chassis / Steering
- Coding / Software
- Comfort System
- Electric System
- Engine
- Engine managem.
- Exhaust System
- Fuel System
- Immobiliser / Alarm
- Maintenance
- Measuring methods
- SRS / Airbag
- TPMS
- Test Diagnostic



**Sometimes, you may be short of ideas for search words.  
Instead, you can select categories and see bulletins within the selected category.**

**E.g. select service to see the bulletins we believe you should pay attention to during service of the selected car.**

# Service info in AutoFrontal

All the relevant bulletins the workshop needs, when doing a service inspection on the car

**AUTO FRONTAL**  
**ELEKTRO PARTNER**

CAR SELECTION BULLETINS FAULT CODES HOTLINE Selected car: Audi A6 2,0 TDI CR ultra (4G2/4G5) (11-14) (Cars Diesel) 2013-2014

Selected car:  Toolbox

Search for

Maintenance

Symptom

SEARCH SHOW ALL

SORT BY

SEARCH BULLETIN NUMBER

Application and interpretation is user's responsibility  
Elektro Partner will not be liable for any faults or consequential damages by using AutoFrontal.

### Specific bulletins

	Popularity	Open
Readout of particulate filter ash mass with TEXA diagnostic tool		
Indicator for brake wear on, even though the brake pads have been replaced??		
0CK / 0CJ / 0CL / 0DN / 0DP/ 0HL 7-speed S-Tronic (DSG) transmission		
How to check particulate filter status (soot mass) at service using a Delphi diagnostic tool		
How to delete AdBlue message "No start in xxxx km" - TEXA/manual procedure		
Important information regarding fitting of timing belt tensioner T43219 – K025649XS / KP25649XS-1		
Problems when resetting service, possibly combined with the message "Service interval exceeded"		
Service directions for "Countries with high level of dust"		
How to perform service of sunroof and panoramic glass roof		
Service reset - TEXA		
Fault in instrument panel cluster, fault code B2010 stored - No basic setting		
How to reset service (A4 2013) using a Delphi diagnostic tool		

**Indicator for brake wear on, even though the brake pads have been replaced??**

**How to delete AdBlue message "No start in xxxx km"**

**How to perform service of sunroof and panorama glass roof**

# Grading of bulletins

Selected car Toolbox

Search for

Maintenance

Symptom

SEARCH

SHOW ALL



SORT BY

Popularity
















Newest

Name

## Critical bulletins

-  Engine becomes overheated (130°), warning for overheating displayed, no fault code
-  Service instructions regarding coolant for VAG, particularly regarding models after 2010

## Specific bulletins

-  Service instructions to 09M/09G/09K transmission
-  Fault in electric parking brake, can possibly not be reactivated after brake service, fault codes 02432, 02433, 00417 po
-  How to reset tyre pressure monitoring systems (TPMS)
-  0B5 7-speed S-Tronic transmission (DSG) service instructions
-  How to reset service indicator in VAG 2010-
-  Service instructions for 09D/09E/09L/0AT/0B6/0BQ/08C/0BK Tiptronic transmission
-  VAG online service manual
-  How to check oil levels in models without oil dipstick
-  VAG service table (QGx/QLx)
-  Readout of particulate filter ash mass with TEXA diagnostic tool
-  Indicator for brake wear on, even though the brake pads have been replaced
-  0CK / 0CJ / 0CL / 0DN / 0DP / 0HL 7-speed S-Tronic (DSG) transmission service instructions, fault code P187E possibly sto
-  How to check particulate filter status (soot mass) at service using a Delphi diagnostic tool
-  How to delete AdBlue message "No start in xxxx km" - TEXA/manual procedure
-  Important information regarding fitting of timing belt tensioner T43219 – K025649XS / KP25649XS-1

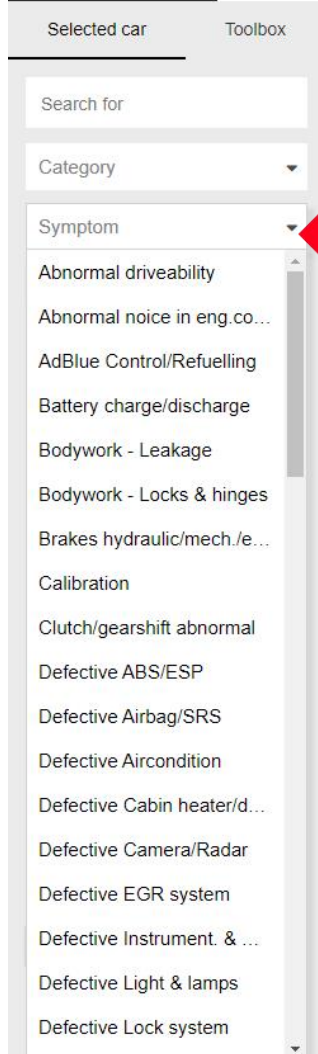
Critical bulletins are always shown at the top of the page

Popularity Open

Popularity Open

# Search via symptom

Sometimes a symptom is all you've got



Another option is to see which models are connected to a symptom. Find inspiration to your troubleshooting in the symptom list.

Select one or more criteria in order to start searching. Then press search

Small misfires or lack of power do not always trigger fault codes, and if they do, those codes can be misleading, even if fault codes are the most common lead to a bulletin or repair solution. Search by symptom is a nice feature and sometimes the only way to identify the cause.



# Critical bulletins!

In only 3 clicks, the most important bulletins that garages should pay attention to during work on the car are displayed.

**AUTO FRONTAL**  
**ELEKTRO PARTNER**

CAR SELECTION    BULLETINS    FAULT CODES    HOTLINE <sup>NY</sup>

Selected car: BMW X3 3,0 xDrive30d (F25) (10-17) (Cars Diesel) 2011-2017

Selected car    Toolbox

Search for

Category

Symptom

SEARCH    **SHOW ALL**

SORT BY

**Critical bulletins**

- ELEKTRO** Gearshift problems in 2nd gear, especially rough sh...
- ELEKTRO** WARNING in connection with cartridge oil filter replacement
- ELEKTRO** Engine consumes coolant. No external leaks in the cooling syste...
- ELEKTRO** Problems with smell of burnt plastic, engine cuts out pulling awa...
- ELEKTRO** Warning indicator suddenly on for lack of oil pressure. No oil pre...

**Specific bulletins**

- ELEKTRO** Important info regarding replacement of damaged high-pressure pump of common rail systems
- ELEKTRO** Engine has starting problems, cuts out, fault code P0087 may be stored - High-pressure...
- ELEKTRO** How to change oil on the driveline
- ELEKTRO** AdBlue dosing
- ELEKTRO** Reduced engine power, fault code 480A/481A stored among ot...
- ELEKTRO** The message "..." displayed, fault codes 480A/481A stored
- ELEKTRO** Fault code 452A/4D4A explanation

SEARCH BULLETIN NUMBER

Application and interpretation is user's responsibility  
Elektro Partner will not be liable for any faults or consequential damages by using AutoFrontal.

13

**We recommend to carry out this procedure for all cars, which come to the garage for service, before starting work on the car!**

# Examples of a critical bulletin:

BMW • • •  
Bulletin No. 5285



Water consumption?




BMW  
Bulletin No. 5479

Mazda 2.2 SKYACTIV • • •  
Bulletin No. 5740

Noise?



Risk of losing the oil filter?



Audi OB5  
Bulletin No. 6003



# Search for the exact bulletin No.

## Bulletin No.

We often refer to other bulletins. Here, you can search for the exact bulletin No. Regardless which car you have selected.



MAKE / MODEL	YEAR	ENGINE CODE
FIAT 500L, Doblo, 500X	From 06-2017	All
Alfa Romeo Giulie, Stelvio	From 06-2017	All
Maserati	From 06-2017	All
Chrysler	From 06-2017	All
Jeep	From 2014	All

**SUBJECT / SYMPTOM / FAULT CODE**  
Diagnostic tool cannot reset service or delete fault codes. Fault code readout is possible

**SOLUTION**  
In selected FCA (Fiat Chrysler Automobiles) models manufactured from 06-2017, it is no longer possible to change data via the EOBD connector.  
They have created a "Read-Only" function, which means that the garage can no longer carry out simple adjustments like e.g.  
• Service reset  
• Adaptation resets  
• Adjustments when replacing parts. E.g. injectors  
• Fault code deletions

As from version 70, TEXA has solved this problem.

Firewall

FCA has introduced this system to protect against unauthorised access and fault codes from e.g. not-approved diagnostic tools.  
This means that only diagnostic tools, which are approved and can be verified online by the car manufacturer, can write data to the systems of the car such as service reset, fault code deletions and activations.  
We recommend to order you login in good time because you have to await login information from the car manufacturer (typically a couple of hours).

Selected car Toolbox

Search for

Category

Symptom

SEARCH

SHOW ALL

SEARCH BULLETIN NUMBER

Application and interpretation is user's responsibility  
Elektro Partner will not be liable for any faults or consequential damages by using AutoFrontal.

# Measuring methods

Only few mechanics remember the function/measuring procedure in all systems of the car, which are used today. We have gathered general information regarding function, measurement and system overview for various systems to help the mechanic making a correct diagnosis during troubleshooting.

The screenshot shows the website interface for 'AUTO FRONTAL ELEKTRO PARTNER'. The selected car is 'Audi A4 2,0 TDI CR (8K2/8K5) (07-15) (Cars Diesel) 2007-2012'. The main content area displays a list of bulletins under the heading 'Critical bulletins'. A red arrow points to the 'Measuring methods' category in the left sidebar.


Category	Description	Popularity	Open
Engine	Engine has difficulties getting hot	.....	[Icon]
Engine	Engine consumes coolant. Coolant in cylinder 3. Important info regarding prob	.....	[Icon]
Transmission	Gearshift problems in ZF 6HP transmission, especially rough shift from 2-1, w	.....	[Icon]
Engine	Important notice regarding replacement of timing belt tensioner studs and guid	.....	[Icon]
Engine	Warning regarding faulty oil pump drive	.....	[Icon]
Engine	MIL on, problems with gearshift (0B5 transmission), fault codes such as P1740	.....	[Icon]
General	Switchable and Mechanical repair solutions	.....	[Icon]
Engine	MIL on, possibly starting problems, EGR faults, fault codes P0100, P0236, P0237, P0405, P0407, P046C, P2452, P2456, P040	.....	[Icon]
Engine	Important info regarding replacement of damaged high-pressure pump of common rail systems	.....	[Icon]
Exhaust System	ABS indicator and ESP indicator light up when car starts to move, fault codes 00290 or 00287 stored	.....	[Icon]
Engine	MIL on. How to replace/adjust boost controller G581. Fault codes 16683/P0299, 16786/P0402, 18995/P2563 possibly stored	.....	[Icon]
Engine	Lack of engine power at low rpm, intermittently stores overboost fault and other faults related to boost	.....	[Icon]
Engine	Engine has starting problems, cuts out, fault code P0087 may be stored - High-pressure pump failure	.....	[Icon]
Transmission	02E/0D9 (DQ250) DSG 6/S-Tronic transmission service instructions	.....	[Icon]
Exhaust System	Particulate filter indicator and/or glow indicator on, fault codes stored – regeneration/replacement of DPF	.....	16 [Icon]
Exhaust System	Exhaust warning indicator on, fault codes stored 01137/P0471, 00299/P2452	.....	[Icon]

**Under categories, you will find Measuring methods. This is general information on system descriptions and troubleshooting procedures, which can be useful if you are in doubt about how the system works, in which you are troubleshooting. It resembles independent study in a system.**



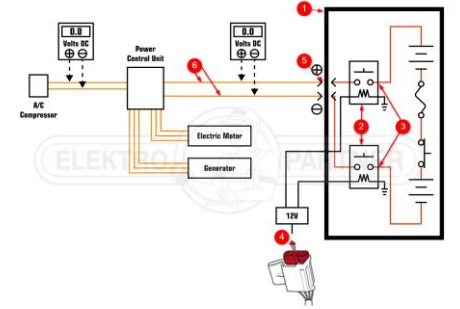
# Measuring methods

Examples of system overviews and tips to test components

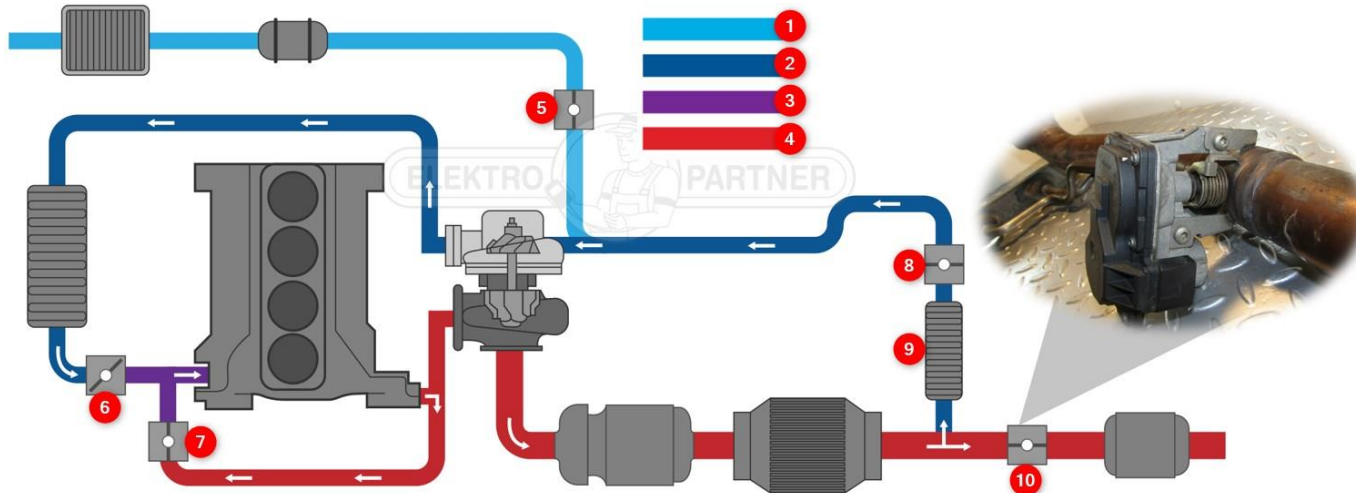


AdBlue injector  
Bulletin No. 5235

EV- High voltage  
battery circuit  
Bulletin No. 5706



EGR - Low pressure type  
Bulletin No. 5734



Most bus  
Bulletin No. 5784

